



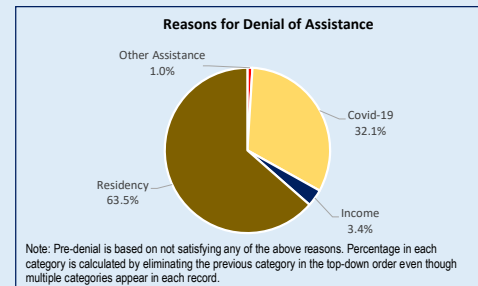
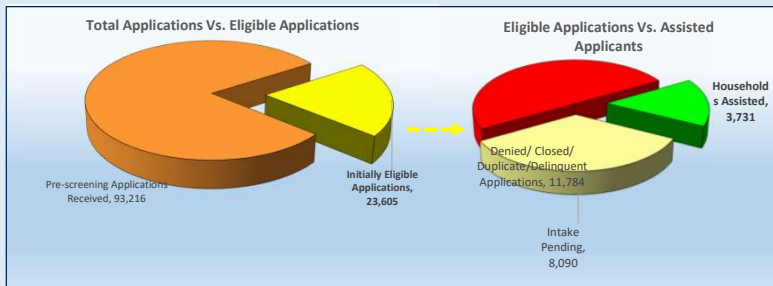
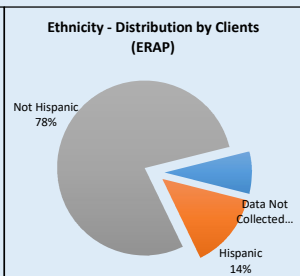
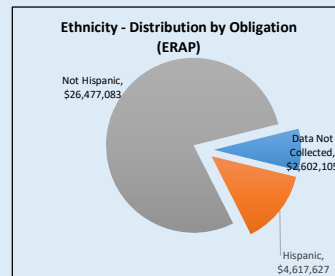
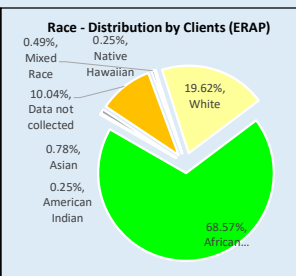
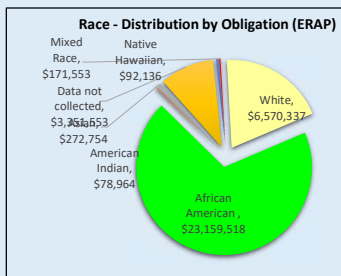
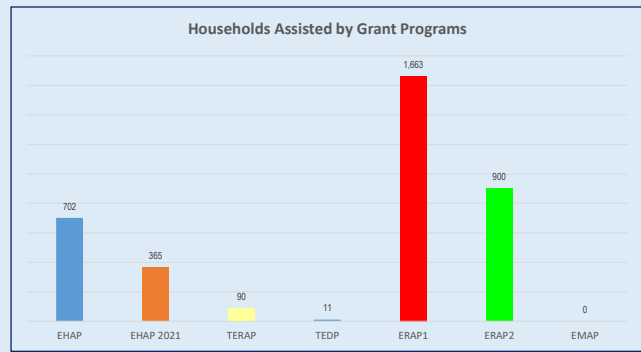
DCHHS EHAPS

DATA ANALYSIS REPORT

(As of 04/29/2022)

	Cumulative Assistance for EHAPS	
Pre-screening Applications Received	93,216	
Initially Eligible Applications	23,605	
Denied/ Closed/ Duplicate/Delinquent Applications	11,784	(49.9%)
Intake Pending	8,090	(34.3%)
Households Assisted	3,731	(15.8%)
Service Units Authorized	36,454	
Funds Obligated and Expended	\$40,306,149	

Funds and Households					
Program	Clients	Average	Funds Awarded	Funds Obligated	Funds Available
EHAP	702	\$ 2,898	\$ 2,034,607	\$ 2,034,607	-
EHAP 2021	365	\$ 8,797	\$ 5,445,393	\$ 3,210,956	-
TERAP	90	\$ 6,509	\$ 585,838	\$ 585,838	-
TEDP	11	\$ 6,880	\$ 75,684	\$ 75,684	-
ERAP1	1,663	\$ 13,717	\$ 22,823,280	\$ 22,810,708	\$ 12,572
ERAP2	900	\$ 12,876	\$ 27,115,000	\$11,588,357	\$ 15,526,643
EMAP	0	\$ -	\$ 3,000,000	\$0.00	\$ 3,000,000
TOTAL	3,731	\$ 10,803	\$ 61,079,802	\$ 40,306,149	\$ 18,539,214



DISCLAIMER: Dallas County Health and Human Services makes no representation of any kind, including, but not limited to, warranties of merchantability or fitness for a particular purpose or use, nor are any such warranties to be implied with respect to the information, data or services furnished herein. Further, in using this information or data the user acknowledges that the user is responsible for assessing the accuracy and reliability of the data or information provided, and that it may be subject to error and omission, and is not guaranteed or represented to be true, complete or correct.